


FINTECH: THE FUTURE OF FINANCE



Teaching Assist. Georgiana-Loredana SCHIPOR
"Ovidius" University of Constanta

CRYPTOCURRENCY MARKET: the most used cryptocurrencies by market capitalization, trends, trading platforms, volatility issues.

FinTech (FINANCIAL TECHNOLOGY): FinTech 3.0, FinTech and Banking, digital banking, customers' perceptions on Fintech industry.

CROWDFUNDING: the basic concepts of crowdfunding, improving the mechanism through blockchain technology, examples of crowdfunding platforms.

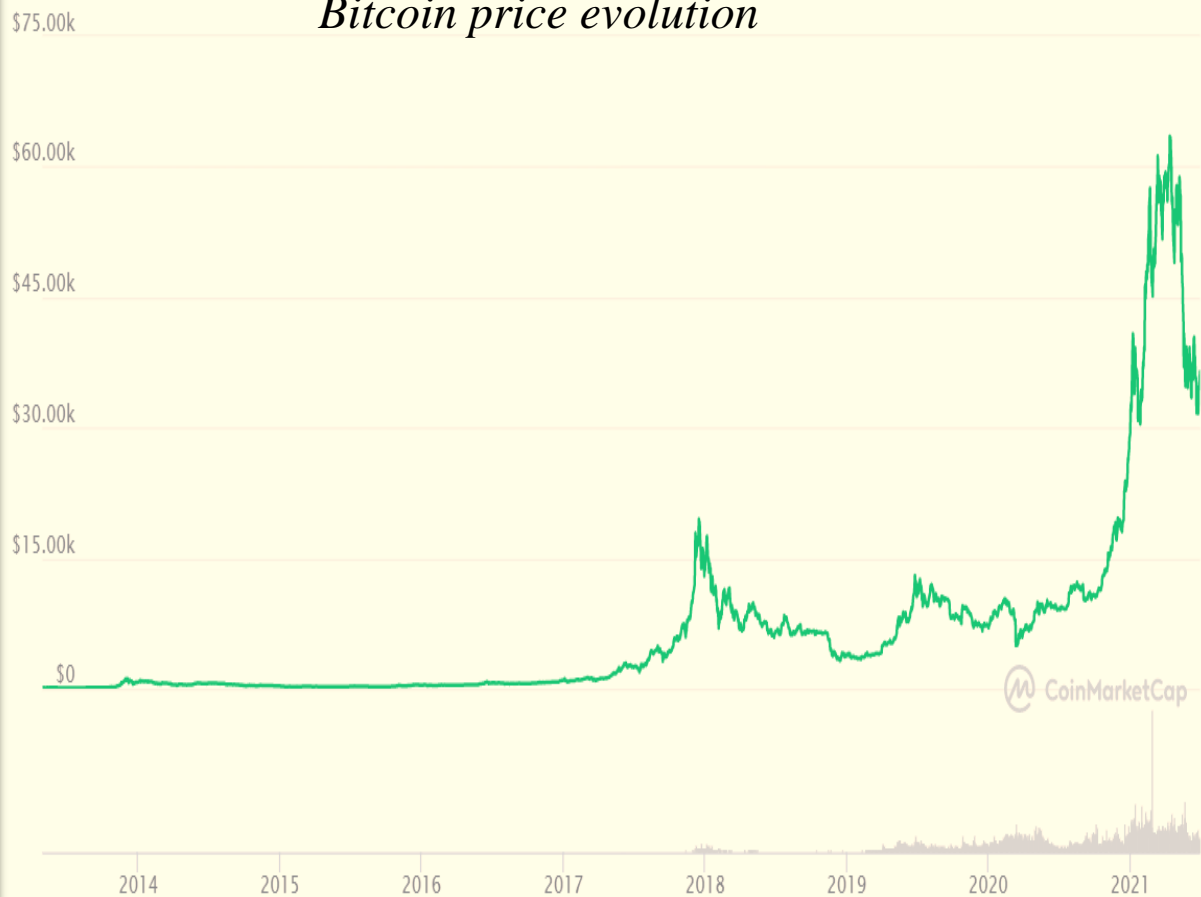


Bitcoin is designed to be trustworthy, replacing those parties that one may mistrust with a decentralized system logged to a publicly viewable blockchain.

BITCOIN:

- **a completely decentralized security architecture;**
- **the system uses a Proof-of-Work algorithm to arrive to the consensus;**
- **improves efficiency, removing the system incompatibilities and speeding up the payments;**
- **has no single controller of the data;**
- **the use of blockchain reduces the risks and increases the business cohesion.**

Bitcoin price evolution



<https://coinmarketcap.com/currencies/bitcoin/>

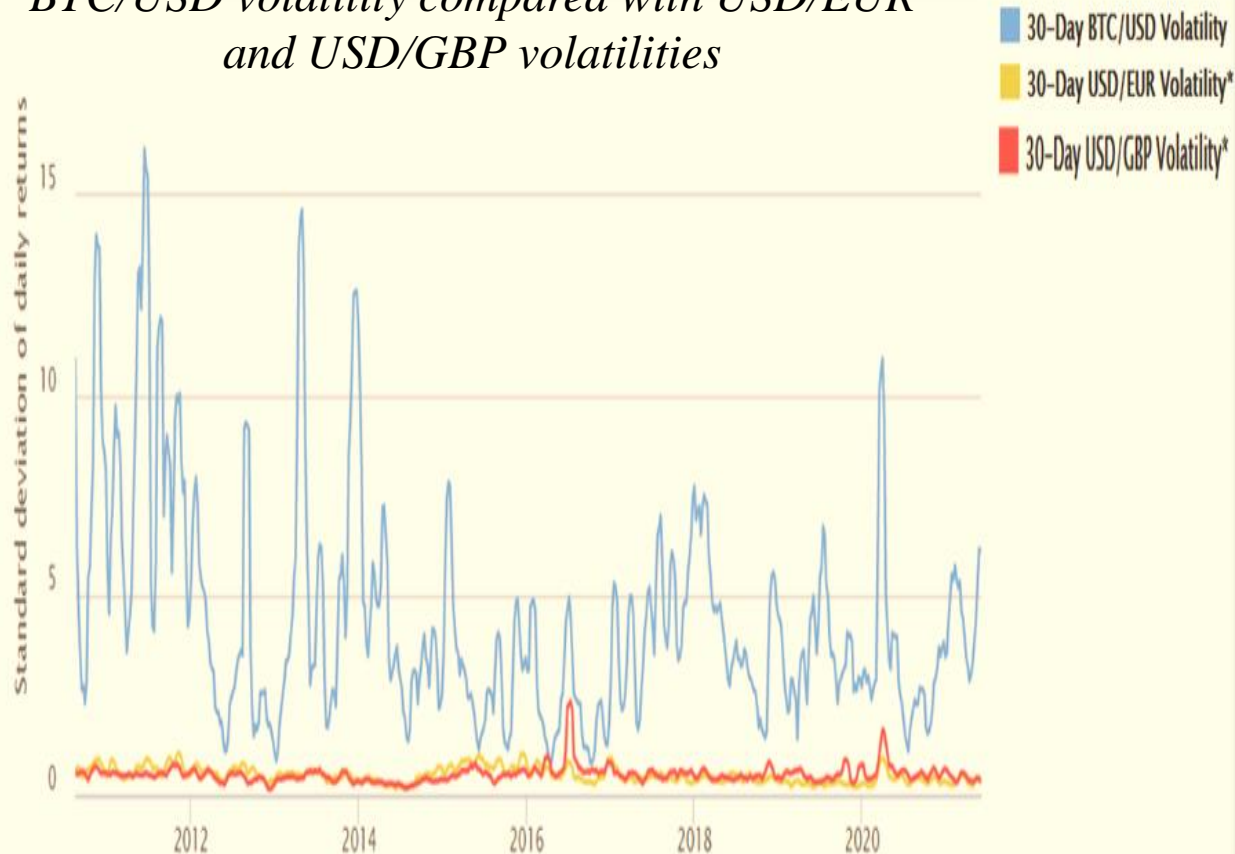
We can notice an explosion of price in December 2017. Since then, the Bitcoin price has slowed down, tried to recover in 2018, but has been clearly declining at the end of the year.

Until March 2019, there has been a low level of volatility of the prices, suggesting an accumulation phase before the next strong decrease.

In the period April 2019 – June 2019, there was a soft increase of the Bitcoin price, reaching the maximum point in July. This local peak emphasized the decreasing trend which was very similar with the one observed throughout almost the whole of the year 2018.

The live Bitcoin price today is \$36,383.04 USD with a 24-hour trading volume of \$37,640,574,524 USD. Bitcoin is up 5.84% in the last 24 hours. The current CoinMarketCap ranking is #1, with a live market cap of \$681,987,710,867 USD.

*BTC/USD volatility compared with USD/EUR
and USD/GBP volatilities*



Source: <https://www.buybitcoinworldwide.com/volatility-index/>

Bitcoin Price: \$36,403.56
Price Change 24h: \$2,033.92 (+6,02%)
24h Low / 24h High: \$34,166.28 / \$36,542.11
Trading Volume 24h: \$37,640,574,524.36
(+3,41%)
Volume / Market Cap: 0.05519
Market Dominance: 46.15%
Market Rank: #1

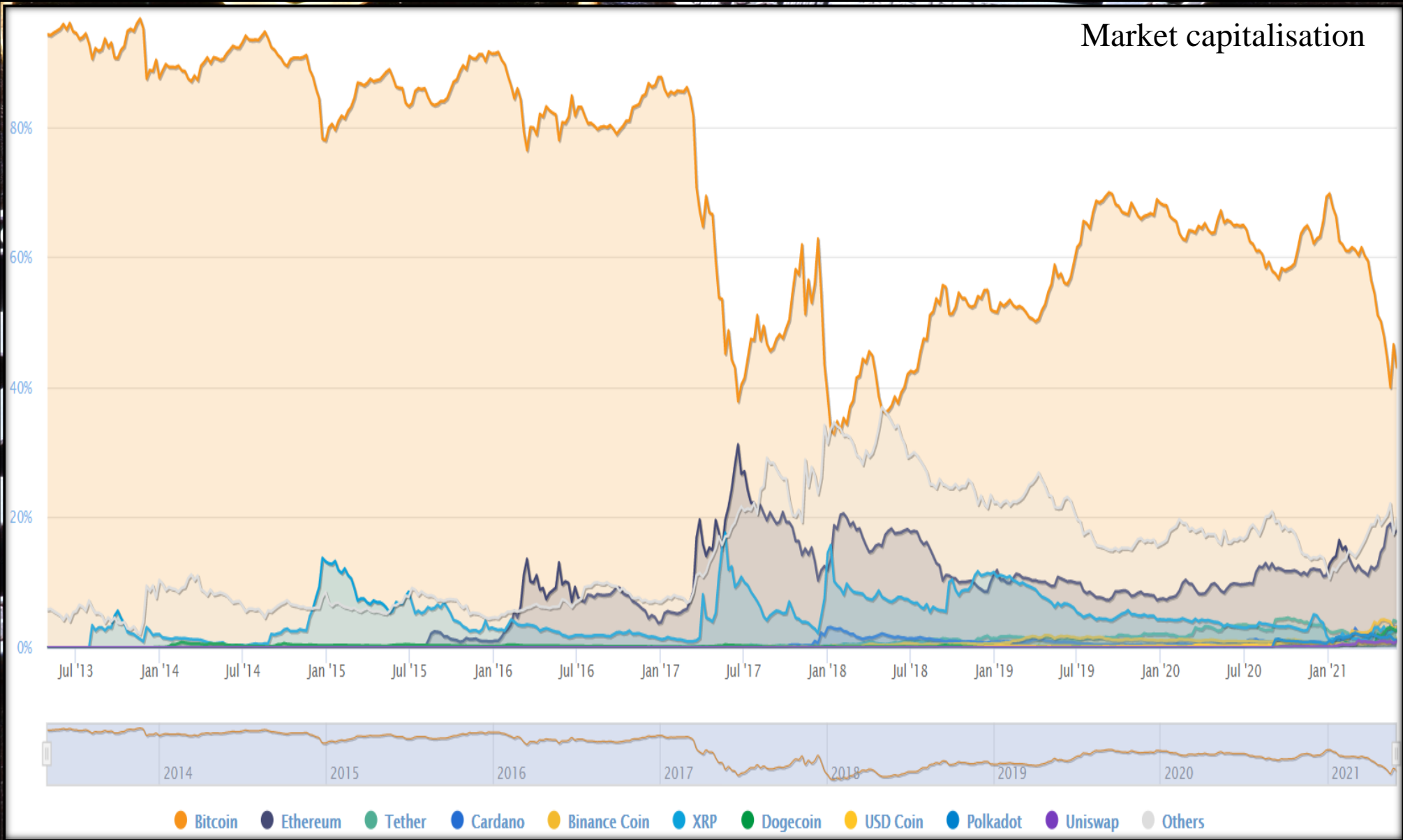
Bitcoin Market Cap
Market Cap: \$681,987,710,866.67 (+5,84%)
Fully Diluted Market Cap: \$764,043,754,333.90
(+8,51%)

All Time High - Apr 14, 2021 (2 months ago):
\$64,863.10 (-43,91%)
All Time Low - Jul 05, 2013 (8 years ago): \$65.53
(+55424.58%)
Circulating Supply: 18,744,662 BTC
Max Supply: 21,000,000 BTC

Characteristics of selected cryptocurrencies

Name	Symbol	Start date	Algorithm	Proof Type	Max. supply	Current supply
Bitcoin	BTC	13.01.2009	SHA-256	PoW	20,999,999.98	18,713,700.00
Bitcoin Cash	BCH	01.08.2017	SHA-256	PoW	20,999,999.98	18,746,168.65
Ethereum	ETH	30.07.2015	Ethash	PoW	-	116,016,635.25
Ethereum Classic	ETC	23.07.2016	Ethash	PoW	210,700,000.00	127,474,289.74
Tether	USDT	06.10.2014	-	-	-	60,237,608,885.52
Binance Coin	BNB	27.06.2017	BEP-2	PoSA	-	169,433,763.90
Cardano	ADA	05.10.2017	Ouroboros	PoS	45,000,000,000.00	32,119,860,463.01
Ripple	XRP	01.01.2013	-	Federated Consensus	100,000,000,000.00	99,990,424,619.00
Dogecoin	DOGE	06.12.2013	Scrypt	PoW	-	129,608,176,383.70
Litecoin	LTC	13.10.2011	Scrypt	PoW	84,000,000.00	67,726,620.73

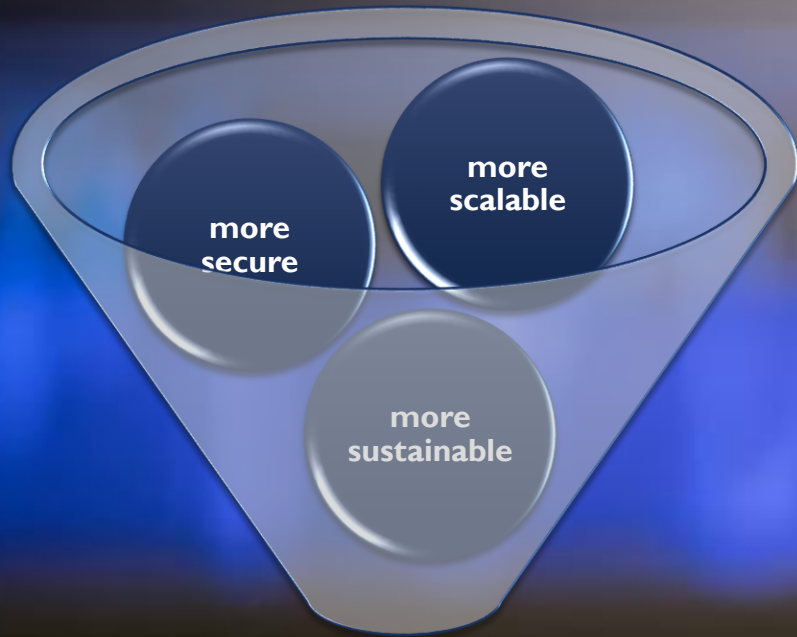
Market capitalisation



Source: <https://coinmarketcap.com/ro/charts/>

- Block #0 – Frontier* (July 30, 2015)
- Block #200,000 – Ice Age** (September 8, 2015)
- Block #1,150,000 – Homestead* (March 14, 2016)
- Block #1,920,000 – DAO** (July 20, 2016)
- Block #2,463,000 – Tangerine Whistle** (October 18, 2016)
- Block #2,675,000 – Spurious Dragon** (November 23, 2016)
- Block #4,370,000 – Metropolis * (October 16, 2017)
- Block #4,370,000 - Byzantium** (October 16, 2017)
- Block #7,280,000 - Constantinople** (February 28, 2019)
- Block #7,280,000 – Petersburg** (February 28, 2019)
- Block #9,069,000 - Istanbul** (December 8, 2019)
- Block # 9,200,000 - Muir Glacier** (January 1, 2020)
- Block # 12,244,000 – Berlin** (April 15, 2021)
- London** - planned for July 2021
- Serenity*





↓
Eth2



ETH price evolution



Source: <https://www.coindesk.com/price/ethereum>

ETH Price: \$2,156.59

Price Change 24h: \$11.56 (+0,55%)

24h Low / 24h High: \$2,090.76 / \$2,242.24

Trading Volume 24h: \$24,723,655,889.93 (-3,34%)

Volume / Market Cap: 0.09831

Market Dominance: 17.58%

Market Rank: #2

ETH Market Cap

Market Cap: \$251,489,590,316.41 (+1,26%)

All Time High - May 12, 2021 (2 months ago):
\$4,362.35 (-50,51%)

All Time Low - Oct 21, 2015 (6 years ago):
\$0.4209 (+512786.28%)

Circulating Supply: 116,499,239 ETH

Max Supply: -

★ Margin **BNB** BTC ALTS ▾ FIAT ▾ Zones ▾

🔍 Search ○ Change ● Volume

Pair ↕	Last Price ↕	24h Volume ↕
★ AAVE/BNB	4.2900 / \$173.09	10,757
★ ADA/BNB	0.018525 / \$0.343963	33,500
★ ALGO/BNB	0.01221 / \$0.492644	12,913
★ ALPHA/BNB	0.0172804 / \$0.697223	10,431
★ ANKR/BNB	0.0002927 / \$0.011810	34,018
★ ANT/BNB	0.0902 / \$3.64	4,685
★ ARPA/BNB	0.000636 / \$0.025661	2,286
★ ATOM/BNB	0.2026 / \$8.17	3,924
★ AVA/BNB	0.03301 / \$1.33	3,681



BTC/USDT 10x ▾	32,429.44	24h Change	24h High	24h Low	24h Volume(BTC)	24h Volume(USDT)
	\$32,429.44	-2,491.59 -7.13%	35,670.00	31,300.00	103,978.70	3,511,499,247.10

Order Book



0.01



Price(USDT)	Amount(ETH)	Total
1227.99	3.41067	4,188.26865
1227.97	30.00000	36,839.10000
1227.95	30.56247	37,529.18504
1227.90	2.78915	3,424.79729
1227.89	14.67300	18,016.82997
1227.88	1.74918	2,147.78314
1227.83	0.01626	19.96452
1227.77	2.80000	3,437.75600
1227.76	30.00000	36,832.80000

1,227.20 ↓ \$1,227.20

More

1227.58	0.01628	19.98500
1227.42	1.00000	1,227.42000
1227.31	0.40721	499.77291
1227.30	1.62871	1,998.91578
1227.20	8.00000	9,817.60000
1227.19	1.62882	1,998.87162
1227.10	0.04485	55.03543
1227.08	1.90000	2,331.45200
1227.05	0.25868	317.41329

Open Orders(1)

Order History

Trade History

Funds

Hide Other Pairs

Date	Pair	Type	Side	Price	Amount	Filled	Total	Trigger Conditions	Cancel All
01-21 18:23:54	BTC/USDT	Limit	Buy	28,000.00	0.000427	0.00%	11.96 USDT	-	Cancel

Place Order

VIP 0

BUY

SELL

Limit

Market

Stop-limit

35.87640792 USDT

Price 28000 USDT

Amount BTC

Total USDT

Buy BTC

Assets

Buy with USD

Deposit

Withdraw

BTC Available: 0.00000024

USDT Available: 35.87640792

Limit Buy Order Created

Submitted exchange limit buy order for 0.000427 BTC by using USDT

BUY

SELL

Limit

Market

Stop-limit

0.00029894 BTC

Price 40000 USDT

Amount BTC

Total USDT

Sell BTC

Assets

Buy with USD

Deposit

Withdraw


BTC Available: 0.00029894

USDT Available: 38.50360792

FINTECH 3.0



Erasmus+



FinTech 2.0

- 1866-1967
- The transatlantic telegraph cable
- The global telex network
- ATMs

FinTech 1.0

- 1967-2008
- The internet
- The Internet of Things
- The electronic payment systems


- 2008-present
- Data technologies
- The new online banking
- The era of the new fintech startups

FinTech 3.0

FINTECH AND BANKING: A THREAT OR AN OPPORTUNITY?



Erasmus+




- H01: There is a strong relationship between the plethora of financial services used by the respondents and their Fintech affinities.

- H02: There is a direct relationship between the online banking frequency and the willingness to try another financial option, including Fintech.

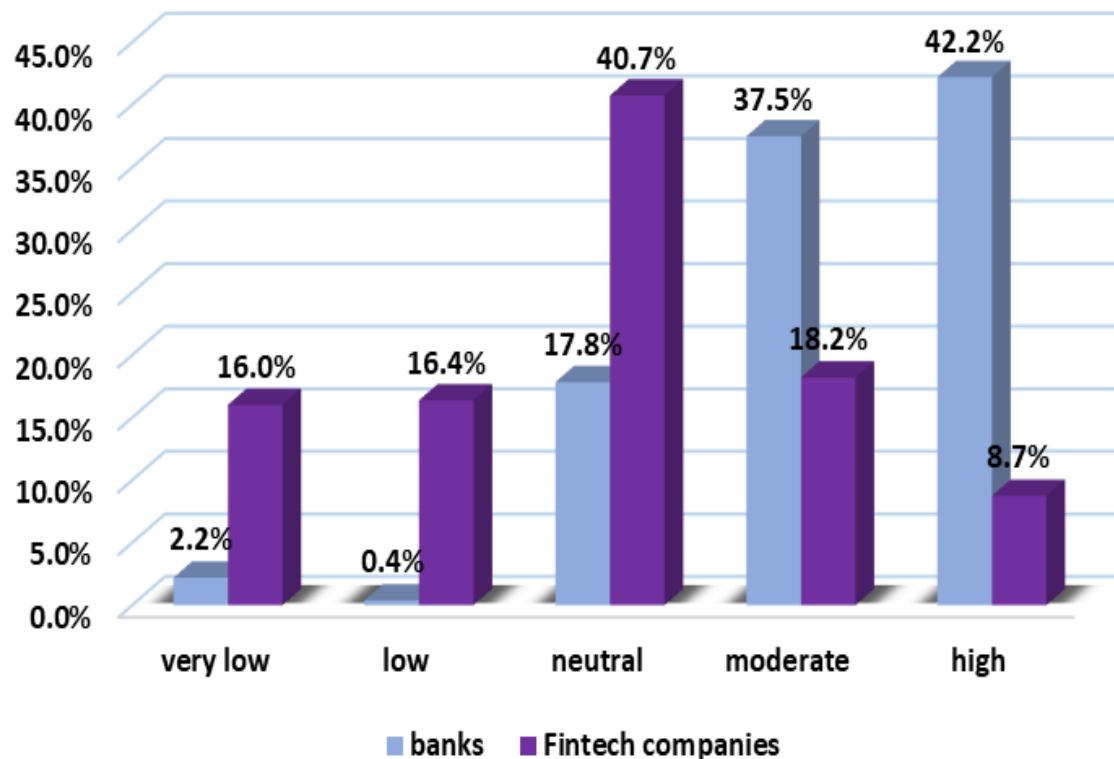
H03: There is no correlation between the level of trust that consumers of banking services in Romania have in digital banking and the level of trust that these consumers also have in the fintech companies' financial services.



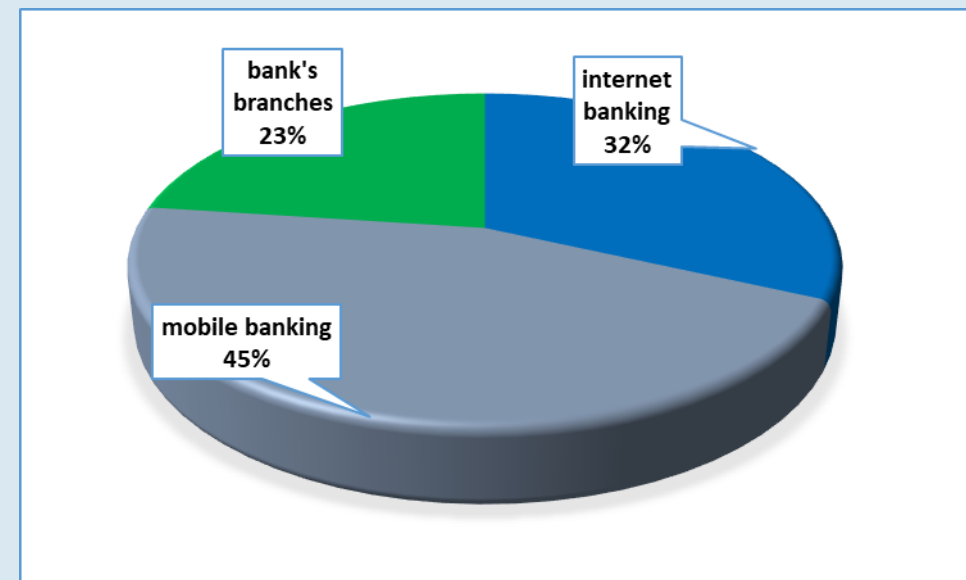
Erasmus+



Level of trust – Banks versus Fintech




Channels to access the banking services





Erasmus+



- H03: The price influence is not the primary determinant of the intention to switch to a Fintech company.

		Fin_knowledge	Trust_Fintech
Fin_knowledge	Pearson Correlation	1	,123**
	Sig. (2-tailed)		,002
	N	656	656
Trust_Fintech	Pearson Correlation	,123**	1
	Sig. (2-tailed)	,002	
	N	656	656

** . Correlation is significant at the 0.01 level (2-tailed).

- H04: There is a positive correlation between financial knowledge and the attitude towards Fintech companies.



improves
the financial
inclusion
efforts

access to
funding for
the BoP
entities

Internet

Crowdfunding

CROWDFUNDING:

- a large number of people = the crowd
- small amounts of money
- an online web-based crowdfunding platform
- an innovative alternative solution to the banking credits
- a way to promote the business activity or to raise the interest for the company in its early stage of development
- improving the crowdfunding process by implementing smart contracts

[More filters](#)

Explore 49,640 projects



Project We Love

The Pulp Tarot

A new Tarot deck, designed by graphic artist Todd Alcott, drawing inspiration from midcentury pulp...

by Todd Alcott

\$30,585 pledged
152% funded
24 days to go

Graphic Design 📍 Los Angeles, CA



Project We Love

L'Appartement 4F

L'Appartement 4F is leaving l'appartement! We signed the lease for a brick and mortar shop on Montague...

by Ashley Coiffard

\$25,774 pledged
51% funded
27 days to go

Restaurants 📍 Brooklyn, NY



Project We Love

Fossil Canyon

Dig fossils, build dinosaur skeletons, and grow your museum! A set-collection game developed with the...

by Polymath Play

\$47,670 pledged
953% funded
15 hours to go

Tabletop Games 📍 Chicago, IL

References:

Schipor, G.L., Duhnea, C., *The Digital Transformation of the Finance Industry in Romania*, IBANESS Congress Series on Economics, Business and Management – Plovdiv / Bulgaria, June 06-07, 2020.

Duhnea, C., Schipor, G.L. (2020), *The Value of FinTech in the Romanian Financial Market*, 27th International Economic Conference, October 30, 2020.

Schipor, G.L., Duhnea, C. (2021). *The Consumer Acceptance of the Digital Banking Services in Romania: An Empirical Investigation*, *Balkan and Near Eastern Journal of Social Sciences*, 07(03), pp. 57-62.

<https://coinmarketcap.com/ro/>

<https://www.buybitcoinworldwide.com/volatility-index/>

<https://blocks.wizb.it/>

<http://bitcoin.interaqt.nl/>

<http://beautifuldata.net/2015/01/querying-the-bitcoin-blockchain-with-r/>

<https://datalion.com/visualizing-blockchain-7-beautiful-informative-bitcoin-visualizations/>

<https://www.cryptocompare.com/>

<https://www.coindesk.com/price/ethereum>

<https://ethereum.org/en/eth2/>

<https://www.binance.com/en>

<https://www.kickstarter.com/>